#7 Power & Gas Forum
6th of April 2026

PPA Market Insights through the PPA Platform

Manolis Kalaitzakis
Chief Strategy & Development Officer
Hellenic Energy Exchange S.A.

PPA Market Members

Since launching in December 2024, the PPA Platform has experienced **steady growth in membership**, attracting diverse market participants from across the electric power value chain.

26 Members

1	Viener SA Energy Firms Societe Anonyme
2	NRG SUPPLY AND TRADING S.A.
3	Axpo Solutions AG
4	FARIA Renewables S.A.
5	VATORA (RENEWABLE SOURCES OF ENERGY S.M.S.A.)
6	Metlen Energy & Metals S.A.
7	PUBLIC POWER CORPORATION S.A.
8	ELPEDISON S.A.
9	HELLENIC RENEWABLES S.A.
10	MEL PAPER – M.A.E.
11	HERON S.A.
12	GEN - I ATHENS M.E.Π.E. (SMLLC)
13	NATURAL GAS – HELLENIC ENERGY COMPANY S.A.
14	MOTOROIL RENEWABLE ENERGY S.S.A.
15	ZENIΘ GAS & LIGHT
16	MET Energy Trading Bulgaria EAD
17	PRINCIPIA ENERGY SERVICES
18	ENERY POWER HOLDING GMBH
19	GREENSTEEL S.A.
20	NATIONAL BANK OF GREECE S.A.
21	X. ROKAS ABEE
22	DEPA COMMERCIAL S.A.
23	DUFERCO HELLAS S.A.
24	TERNA ENERGY
25	DELOITTE BUSINESS SOLUTIONS
26	ECOENER HELLAS S.S.A.

PPA Market Interaction

PPA Platform

Number of Offers	Total Energy Offered	Number of Interests	Accepted Interests
52	**45.04 TWh**	**41**	**23**

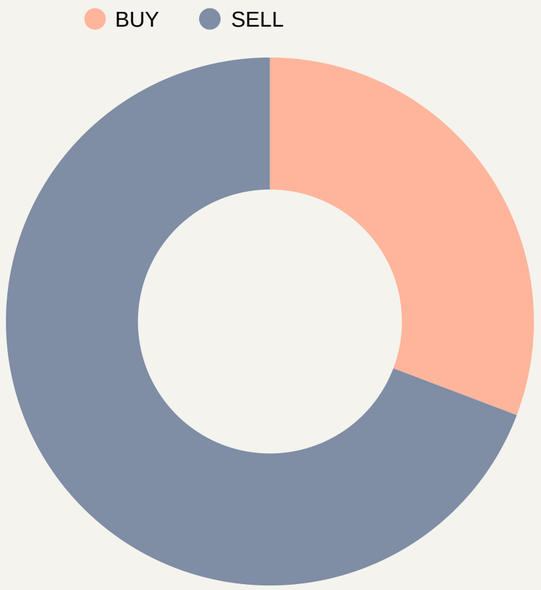

- **31 out of 52 offers (60%)** submitted on the PPA Platform have received at least one expression of interest
  - 6 out of 16 buy offers (38%) and 25 out of 36 sell offers (69%)
- **20 out of 31 offers (65%)** that received an expression of interest concluded to at least one accepted expression of interest
- **38% of PPA offers submitted led to negotiations outside the PPA Platform**

Note: All the data presented refer to PPA Platform activity as of 31.03.2026.

PPA Market Geography

PPA Platform

Number of Offers	Total Energy Offered	Number of Interests	Accepted Interests
52	**45.04 TWh**	**41**	**23**

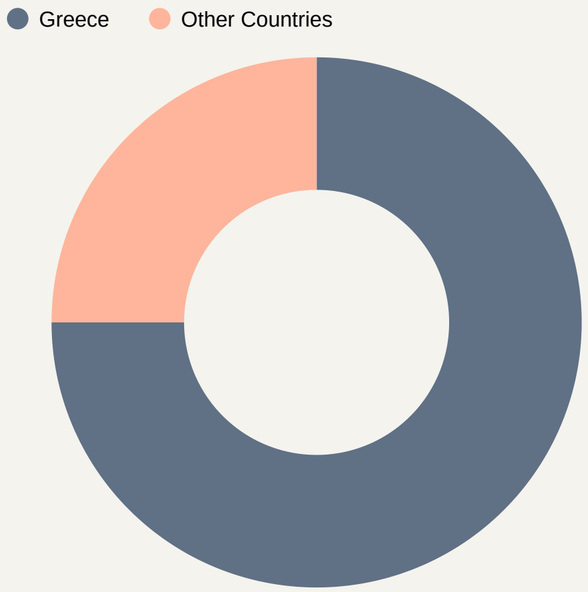

- **75%** of offers refer to **Greece** as consumption or production country
- **26 out of 41 interests (63%)** are expressed in offers referring to **Greece**
- **15 out of 41 interests (37%)** are expressed in offers referring to **other EU countries**

Note: All the data presented refer to PPA Platform activity as of 31.03.2026.

PPA Structure Preference

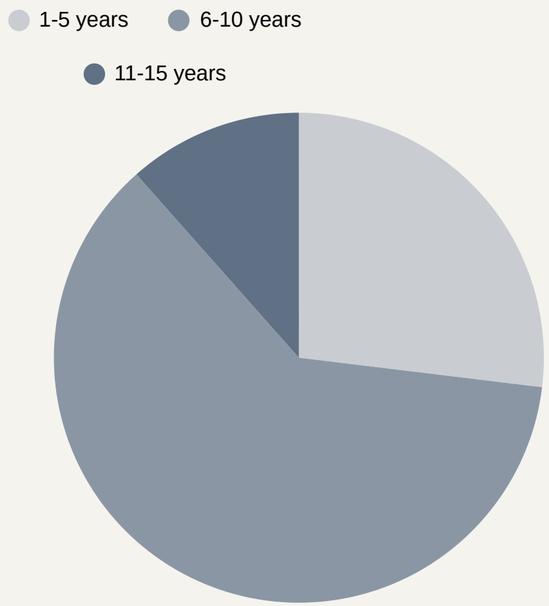

- **12 out of 16 (75%) buy offers** seek PPA tenors **5 years or less**
- **28 out of 36 (78%) sell offers** prefer PPA tenors **between 6 and 10 years**

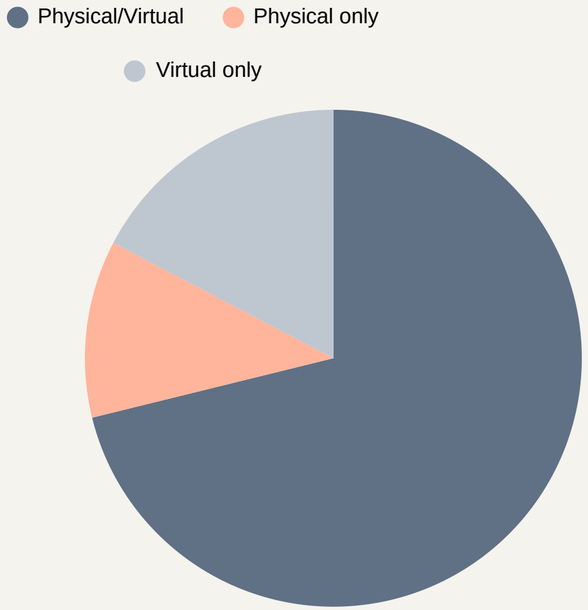

- **37 out of 52 (71%) of offers are indifferent to the settlement type**

PPA Platform

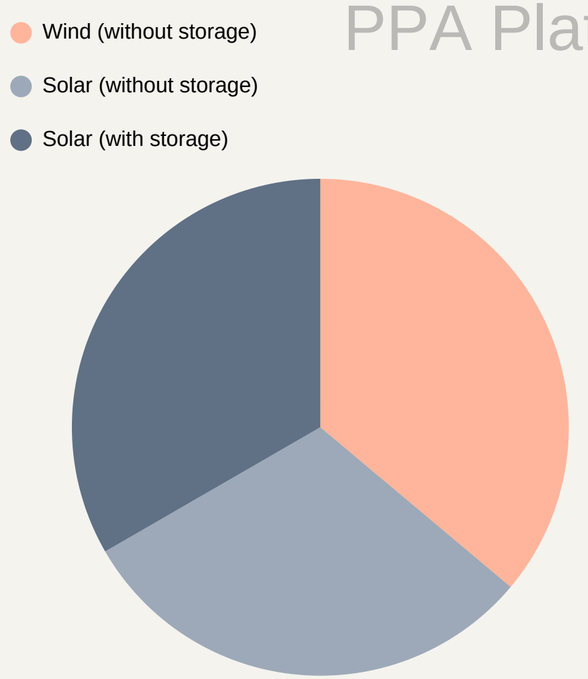

- **23 out of 36 (64%) sell offers regard a solar PPA** (either standalone or with storage integration)

Note: All the data presented refer to PPA Platform activity as of 31.03.2026.

PPA Structure Preference

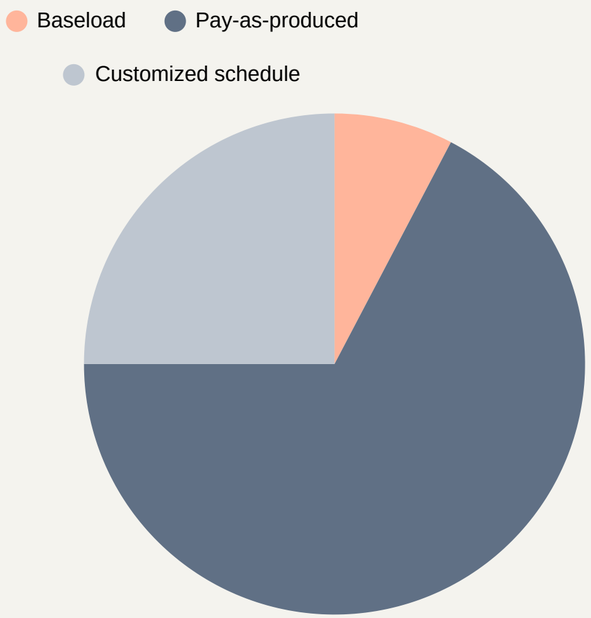

- **Baseload** PPAs have been offered **only by buyers** with no interest expressed so far
- **Both pay-as produced and customized profile** PPA offers have received interest

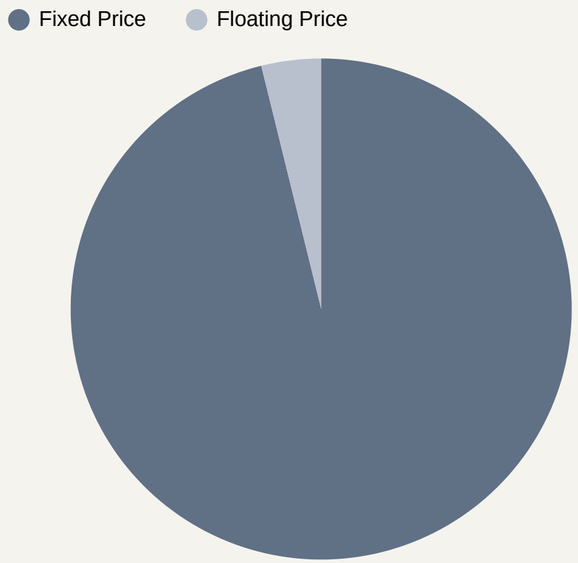

- **50 out of 52 (96%)** offers are **fixed price**
- Floating price PPA offers have received no interest yet

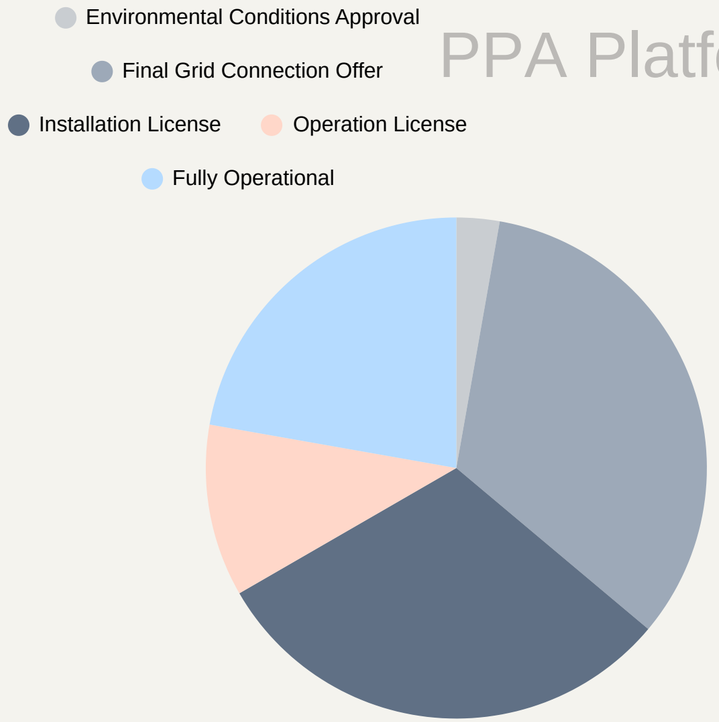

- **23 out of 36 (64%)** sell offers regard projects in the **Final Grid Connection Offer** or **Installation License** phase
- **8 out of 36 (22%)** sell offers regard **Fully Operational Projects**

Note: All the data presented refer to PPA Platform activity as of 31.03.2026.

Thank you

Manolis Kalaitzakis

Chief Strategy & Development Officer, HEnEx

Strategy&BusinessDevelopment@enexgroup.gr